

# Current Sensors: 0-5VDC Analog Output

## Load Trending With 0-5VDC Output



### DESCRIPTION

The Hawkeye 722, 822, and 922 provide accurate load trending information with a proportional 0-5VDC output signal. Slide-switches provide easy field selection of monitored amperage range without jumpers (available on most models).

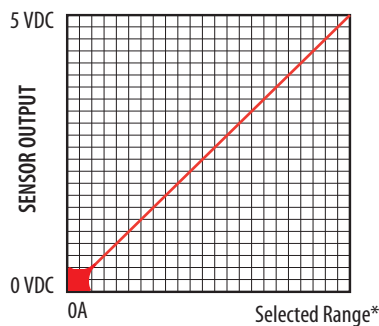
### APPLICATIONS

- Load trending
- Motor control
- Positive proof of flow

### FEATURES

- Self-powered analog current sensor simplifies installation
- No external power required for sensor...eliminate power supplies
- Self-gripping split-core for fast retrofit installation...no need to remove conductor (H922)
- Economical solid-core models feature adjustable bracket for easy alignment
- No jumpers on unit...reduces installation error
- Selectable factory calibrated ranges for increased flexibility and resolution
- Some models available with three field-selectable ranges per unit...fewer versions to choose from, stock, and install
- Mini-sized H822 fits easily in tight enclosures
- Removable bracket on H922 can be installed in three different configurations...added flexibility
- 100% solid state, no moving parts to fail
- 5-year warranty

**EXAMPLE LINEAR OUTPUT**  
*Scale software as shown*



\*Factory calibrated ranges selected with the amperage range switch



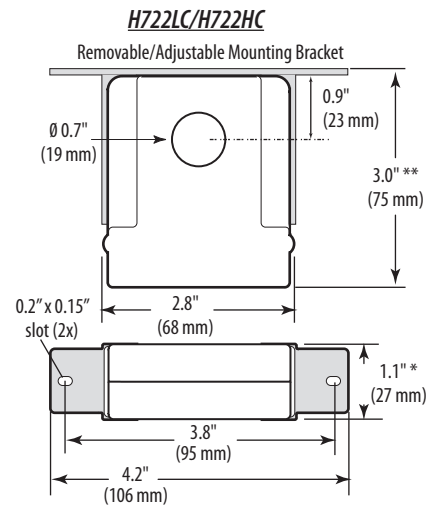
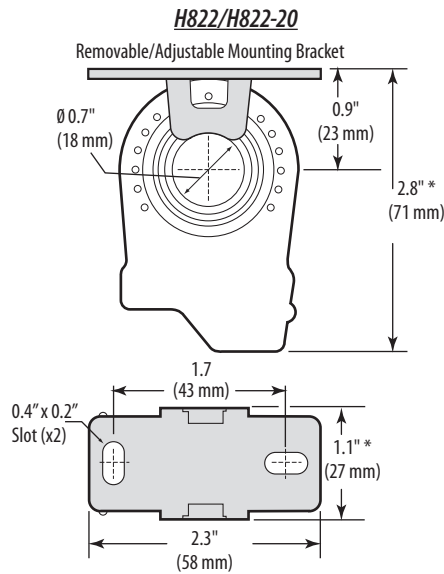
### SPECIFICATIONS



<b>Sensor Power</b>	Induced from monitored conductor
<b>Insulation Class</b>	600VAC RMS (UL), 300VAC RMS (CE)
<b>Frequency</b>	50/60 Hz nominal
<b>Temperature Range</b>	-15° to 60°C (5° to 140°F)
<b>Humidity Range</b>	10-90% RH non-condensing
<b>Accuracy</b>	±2% F.S. from 10% to 100% (selected range)
<b>Response Time</b>	2 sec.
<b>Terminal Block Wire Size</b>	24-14 AWG (0.2 to 2.1 mm <sup>2</sup> )
<b>Terminal Block Torque</b>	3.5 to 4.4 in-lbs (0.4 to 0.5 N-m)
<b>Agency Approvals</b>	UL 508 open device listing; CE: EN61010-1:2001-2, CAT III, pollution degree 2, basic insulation

For applications requiring double or reinforced insulation, please contact the factory

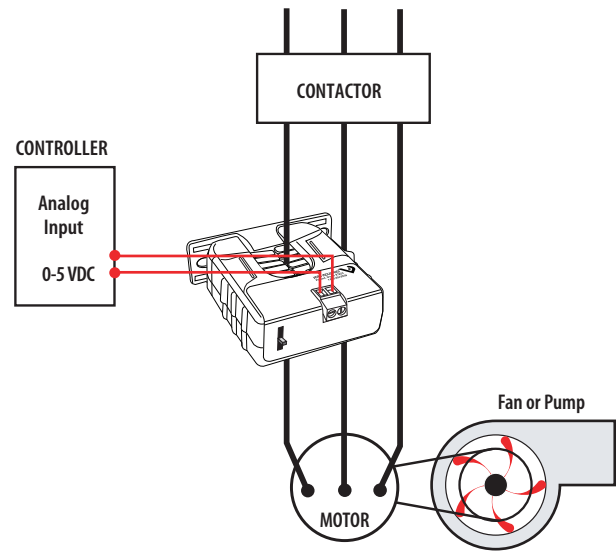
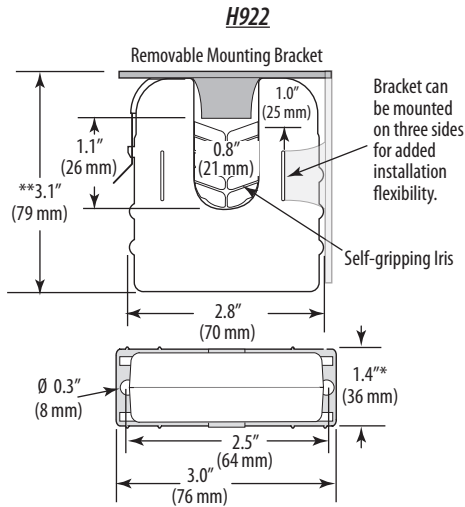
## DIMENSIONAL DRAWINGS



\* Terminal block may extend up to 1/8" over the height dimensions shown.  
\*\* Slide switch may extend up to 1/4" over the height dimensions shown

## APPLICATION/WIRING DIAGRAM

Monitoring Fan /Pump Motors for Positive Proof of Flow



## ORDERING INFORMATION



MODEL	AMPERAGE RANGE	SENSOR OUTPUT	HOUSING	UL	CE	RoHS
H722LC	0 - 10/20/40A	0 - 5VDC	Solid-Core	●	●	
H722HC	0 - 50/100/200A		Solid-Core	●	●	
H822	0 - 10A		Solid-Core	●		●
H822-20	0 - 20A		Solid-Core	●		●
H922	0 - 30/60/120A		Split-Core	● <sup>1</sup>	●	
H922030A	0 - 30A		Split-Core		●	
H922060A	0 - 60A		Split-Core		●	
H922120A	0 - 120A		Split-Core		●	

<sup>1</sup> Listed for use on 75°C insulated conductors.

## ACCESSORIES

DIN Rail Clip Set (AH01)

DIN Rail (AV01) and DIN Stop Clip (AV02)

